


**W3365 IP65 LED WALL LUMINAIRE**

W3365 is a commercial grade wall light with solid extruded body, and powdercoated. Corrosion resistant marine grade finish makes the product good for use in all exterior locations. Tempered glass visor and integrated LED control gear. Available in up and down or down only variants with various other custom lighting options.

**ELECTRICAL PARAMETERS**

Input Voltage:	220-240VAC	 <b>DIMMING OPTIONAL</b>
Power Consumption:	9W	
LED Driver Classification:	Constant Current	
Light Source Classification:	Epistar SMD2835 LED	


**MECHANICAL SPECIFICATIONS**

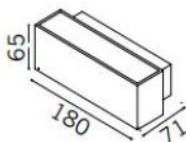
Minimum IK Rating:	IK10	
IP Protection Rating:	IP65	
Dimensions:	180x65x71mm	
Body Height:	65mm	
Overall Projection From Wall:	71mm	
Construction Material:	Aluminium	
Standard Colour/Finish:	Black / White / Silver / Custom	
Recommended Ambient Temp:	-15°C - 55°C	

**CONFIGURATION OPTIONS**

- Non standard colours available by special request
- Remote mounted DALI dimmable LED driver available

**PHOTOMETRIC INFORMATION**

Typical Lumen Efficacy:	85lm/W	
CCT Colour Temperature:	3000K / 4000K / 6000K / RGBW	
Colour Rendering (Ra):	>85Ra	
Beam Angle/Viewing Angle:	100° / 2x100°	

**CONTROL OPTIONS**

W3365 can be customised or configured by request. Up and down or down only options. Dimming and control options are available by special request. Control protocols include DALI, Casambi, Wireless, 1-10V, analogue dimming.

**COMPLIANCE & CERTIFICATION**

- IESNA2002
- AS/NZS60598, LM79, LM80
- Lifespan: Exceeds 50,000hrs @ L70

**ORDERING INFORMATION**

Model Number:	<b>W3365</b>
LED Power:	<b>9W</b>
Specify LED CCT:	<b>3000K / 4000K / 6000K / RGBW</b>
Specify Configuration:	<b>Down Only / Up and Down</b>
Specify Finish/Colour:	<b>Black / White / Custom</b>
Input Voltage Option:	<b>240VAC / 24VDC</b>
Dimmable Option:	<b>Non Dimmable / DALI / Casambi</b>

All product details are subject to change without notice. Final specifications may vary.

