

CDL9371 SURFACE MOUNT LED DOWNLIGHT

CDL9371 surface mounted LED downlights are commercial grade, stylish fittings for locations that require a surface mounted down-light solution. The fittings have integral LED driver and are protected to IP65 making them suitable for all indoor and outdoor applications.

ELECTRICAL PARAMETERS

Input Voltage:	100-265VAC
Power Consumption:	39W
LED Driver Classification:	Integral, Constant Current
Light Source Classification:	XP-E LED



MECHANICAL SPECIFICATIONS

IP Protection Rating:	IP65
IK Protection Rating:	IK09
Overall Height:	200mm / 300mm / Custom
Construction Material:	Extruded Alloy / Powdercoated
Standard Colour/Finish:	Silver / White / Black
Recommended Ambient Temp:	-20°C - 45°C

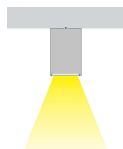


CONFIGURATION OPTIONS

- 24VDC version available by special request
- Non-standard colours available by special request

PHOTOMETRIC INFORMATION

Typical Lumen Efficacy:	85-95lm/W
CCT Colour Temperature:	3000K/4000K/6500K
Colour Rendering (Ra):	>85Ra
Beam Angle/Viewing Angle:	24 or 60°



CONTROL OPTIONS

This product can be customised or configured according to the needs of your project. Dimming and control options are available by special request. Control protocols include DALI, Casambi, Wireless, 1-10V, analogue dimming.




COMPLIANCE & CERTIFICATION

- IESNA2002
- AS/NZS60598, LM79, LM80
- Lifespan: Exceeds 50,000hrs @ L70



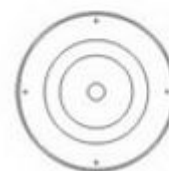
ORDERING INFORMATION

Model Number:	CDL9371
Specify LED CCT:	3000K/4000K/6500K
Specify Beam Angle:	24° or 60°
Specify Height:::	200mm / 300mm / Custom Height
Specify Finish/Colour:	Black / Silver / White
Input Voltage Option:	85-265VAC
Dimmable Option:	Non Dimmable / DALI / 1-10V



Standard height
Options:
200mm
300mm

Can be
customised by
special request



All product details are subject to change without notice. Final specifications may vary.